

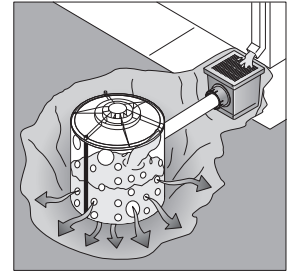
# FLO-WELL® MANUFACTURED DRY WELL



## Flo-Well® Manufactured Dry Well


With the Flo-Well®, water can now be discharged into the subsoil rapidly and easily. Unlike competitive systems, there is no need for piping systems to transport stormwater to a far-off discharge point, large heavy equipment, considerable excavation of current landscaped areas, nor large labor costs that those systems incur. With Flo-Well®, water dispersion is now easier than ever.

Go to [www.NDSPRO.com](http://www.NDSPRO.com) for an easy to use online calculator that determines how many Flo-Well® are required to meet your drainage needs.

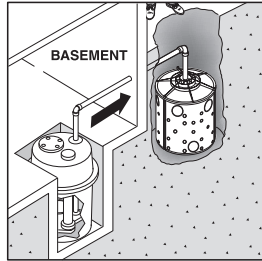


Discharge Stormwater into Subsoil


## Current Applications




For gutters and downspouts



Install with sump pumps



Eliminates puddles



Backwash tank

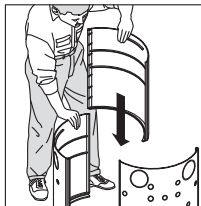
**Flo-Well® should be placed at least 10 feet from a structure or foundation.**

Flo-Well® should be piped to rain gutters using a 9" or 12" catch basin below each downspout outlet (see diagram above). Proper drainage can be visually monitored, assuring that leaves and debris have not clogged the downspout.

## Installation



1 Knock out ports as needed from inside of panel




2 Slide panels together



3 Optional Filter Fabric to prevent sand and debris from entering Flo-Well®



4 Place in ground and set top cover in place\*

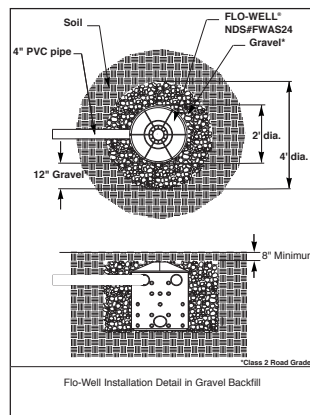
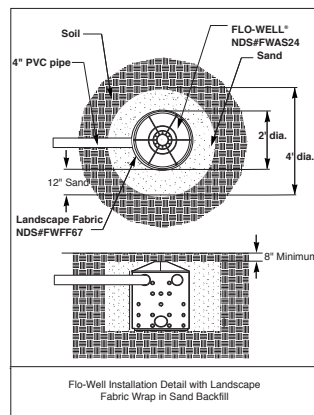


5 Install pipe or surface drain



6 Bury to minimum of 8 inches deep

*Installation Note: Location and number of ports removed will determine the rate and direction of leaching.  
\* Add gravel around outside of Flo-Well® unit to increase leaching capacity.*



Note: All dimensions are nominal. All weights are for shipping purposes only. Availability is subject to change.



**NDS Customer Service**  
851 N. Harvard Ave, Lindsay, CA 93247  
Phone: (800) 726-1994 • (559) 562-9888  
Fax: (800) 726-1998 • (559) 562-4488  
[www.NDSPRO.com](http://www.NDSPRO.com)

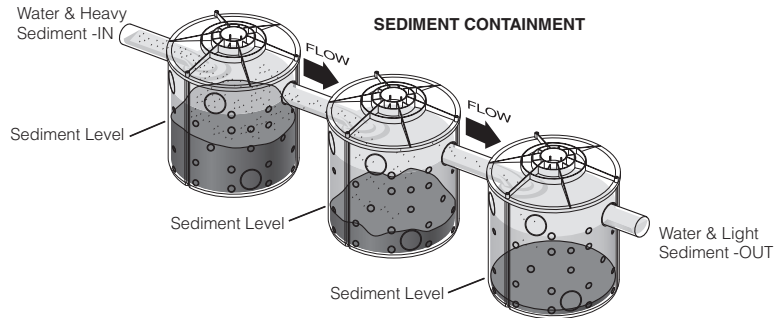
## Flo-Well® solutions for stormwater retention and discharge elimination

New stormwater regulations extend to projects disturbing more than 1 acre and mandate stormwater retention and discharge elimination requirements for these projects. Regulations and permits now cover “any method of conveying surface water, including streets, gutters, ditches, swales, or any other manmade structure that alters and/or directs wet-weather flows”. These regulations impact:

- Construction Site Runoff Control
- Post-construction Site Runoff Controls

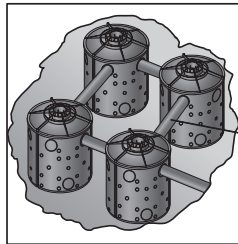
And NDS offers solutions for Best Management Practices (BMPs).

## Construction Site Runoff

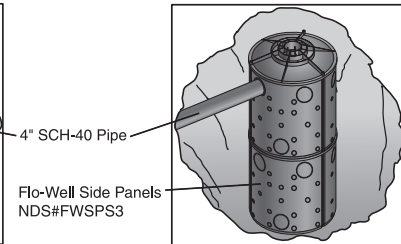


## Post-Construction Site Runoff

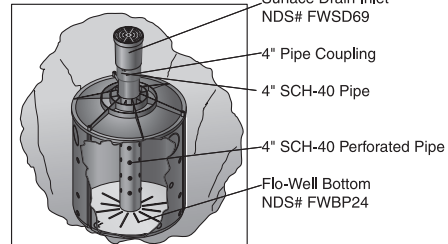
\*Consult local permitting authority for details



Can be connected



Can be stacked up to 4 units high (with center support pipe)

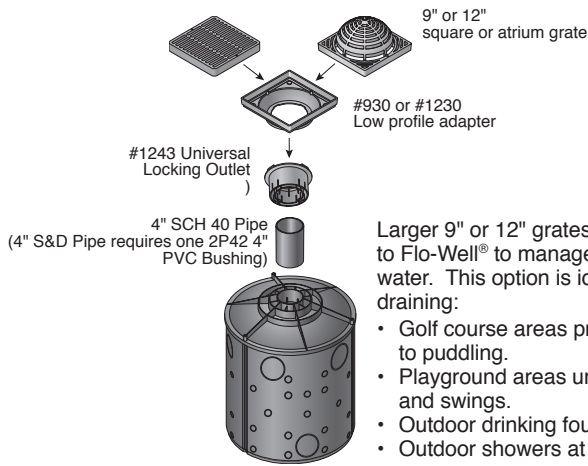


Can support heavy loads

Flo-Well® offers on-site solutions to retain stormwater and discharge it into the subsoil:

- Complies with new stormwater regulations.
- Installs without the need for heavy equipment.
- Cost effective solutions.
- Helps to replenish ground water table levels.

## Options



Larger 9" or 12" grates can be added to Flo-Well® to manage surface water. This option is ideal for draining:

- Golf course areas prone to puddling.
- Playground areas under slides and swings.
- Outdoor drinking fountain runoff.
- Outdoor showers at beaches.
- Wash down areas.

### Ideal as a stand-alone drain:

- Disturbs only 4 square feet of turf to install.
- Requires less than 10 cubic feet of soil removed to bury.
- Measures only 24" in diameter by 28.75" high.
- Weighs only 22 pounds.
- Holds over 48 gallons.

Or, connect to existing system for increased drainage capabilities.

### Ideal as a stand-alone reservoir:

- Collect and hold rainwater for lawn and garden irrigation. (used with a pump connected to a garden hose).
- Connect Flo-Well® to rain gutters using a catch basin & grate below each downspout (see drawing above).
- Ideal solution for arid areas impacted by drought.
- Reservoir for pond and waterfall recirculation pumps.

Note: All dimensions are nominal. All weights are for shipping purposes only. Availability is subject to change.

## NDS Customer Service

851 N. Harvard Ave, Lindsay, CA 93247  
 Phone: (800) 726-1994 • (559) 562-9888  
 Fax: (800) 726-1998 • (559) 562-4488  
[www.NDSPRO.com](http://www.NDSPRO.com)