

Standard Grates

Standard grates are constructed of heavy steel and durable expanded metal.

- ♦ Low profile.
- ♦ Allows mowers to easily pass over.
- ♦ Available in sizes 4" – 48" for CMP, PVC, and corrugated plastic tubing.
- ♦ Grates are oversized to accommodate various outside diameters, allowing for use on a large variety of pipe manufacturers.
- ♦ Durable powder coat finish for years of service.
- ♦ Call for details on custom sizes and pricing.

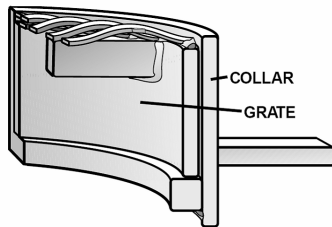





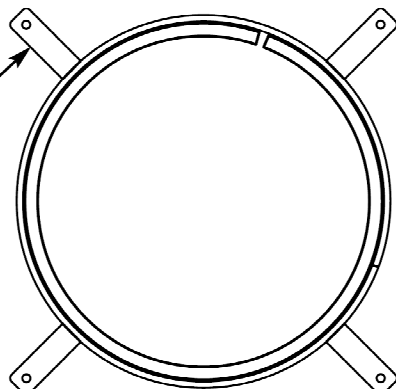
Illustration at left shows a cut-away view of a grate and collar. When used with a collar, the collar is fixed in place and the grate is set down flush inside the collar. Grates can then be easily lifted out or set back in place, if necessary. Heavy-duty braces are added to increase the strength of the grate. An attractive, low profile, and highly-durable product is the result.

COLLAR

Top View
3/16" x 1" x 3" Flat steel with a 5/16" hole.

Side View
3" Rolled steel collar ring.

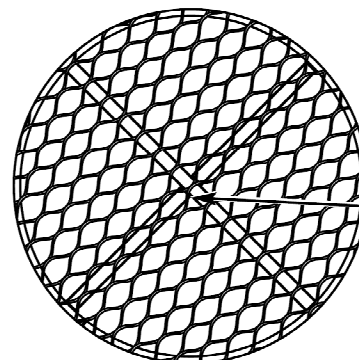
1/2" x 1/2" Inside collar ring for the grate to sit on.



GRATE

Top View
1/2" x 1/2" Bar is welded on the underside of the grate for additional strength.

Side View
#9 x 3/4" Expanded metal.



2" Rolled steel grate ring.

For use with CMP or PVC							For use with Corrugated Plastic Tubing					
Size	Grate			Collar			Grate			Collar		
	Item #	ID	OD	Item #	ID	OD	Item #	ID	OD	Item #	ID	OD
4"	GR04	4.90"	5.15"	GRC04	5.38"	5.76"	GR04	4.90"	5.15"	GRC04	5.38"	5.76"
6"	GR06	6.88"	7.25"	GRC06	7.50"	7.88"	GR06P	7.25"	7.63"	GRC06P	8.00"	8.38"
8"	GR08	9.25"	9.63"	GRC08	10.00"	10.38"	GR08P	10.25"	10.63"	GRC08P	11.15"	11.53"
10"	GR10	11.50"	11.88"	GRC10	12.13"	12.51"	GR10P	12.50"	12.88"	GRC10P	13.25"	13.63"
12"	GR12	13.25"	13.75"	GRC12	14.00"	14.50"	GR12P	15.00"	15.50"	GRC12P	16.00"	16.50"
15"	GR15	16.50"	17.00"	GRC15	17.25"	17.75"	GR15P	18.50"	19.00"	GRC15P	19.20"	19.70"
18"	GR18	19.50"	20.00"	GRC18	20.25"	20.75"	GR18P	22.50"	23.00"	GRC18P	23.50"	24.00"
24"	GR24	25.38"	25.88"	GRC24	26.33"	26.83"	GR24P	29.00"	29.50"	GRC24P	30.00"	30.50"
30"	GR30	32.00"	32.50"	GRC30	32.80"	33.30"	GR30P	37.00"	37.50"	GRC30P	37.90"	38.40"
36"	GR36	37.95"	38.45"	GRC36	38.75"	39.25"	GR36P	42.75"	43.25"	GRC36P	43.50"	44.00"
42"	GR42	43.75"	44.25"	GRC42	44.50"	45.00"	GR42P	50.75"	51.25"	GRC42P	51.50"	52.00"
48"	GR48	49.75"	50.25"	GRC48	50.63"	51.13"	GR48P	55.75"	56.25"	GRC48P	56.50"	57.00"