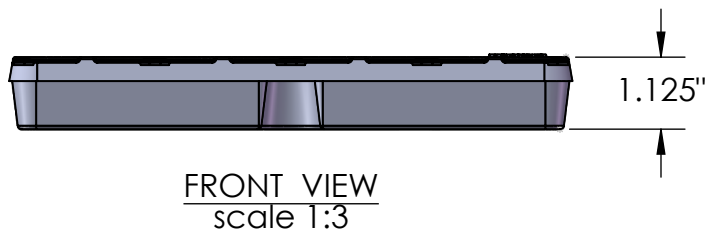




TOP VIEW
scale 1:3



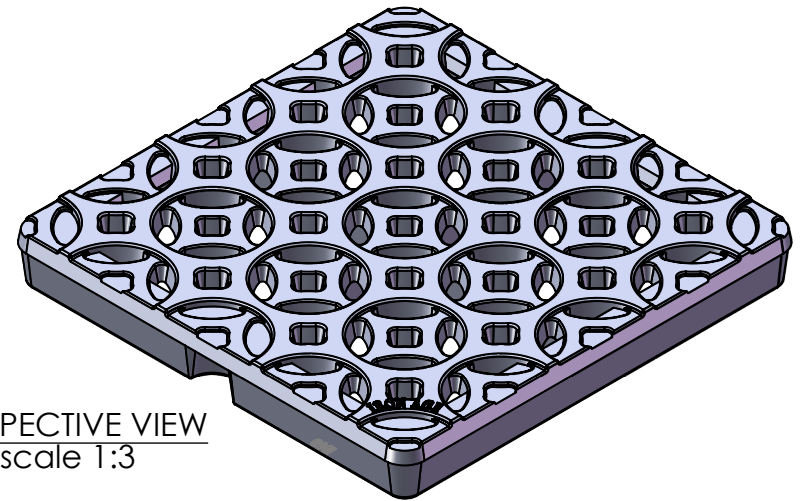
RIGHT VIEW
scale 1:3



BOTTOM VIEW
scale 1:4



PERSPECTIVE VIEW
scale 1:3



NOTES:

1. Material: cast ductile iron
 2. Finish: Natural
 3. Total Thickness: 1 1/8"
 4. Fits catch basin manufactured by:
NDS - 900™
 5. No openings great than: 1/2"
 6. Due to casting inconsistencies all dimensions are nominal
- U.S. Patent D 575.881 © 2010 Iron Age Designs