




J•DRAIN[®]

Prefabricated Drainage Composites



APPLICATIONS

RETAINING WALLS

PLAZA DECKS

PLANTERS & GREENROOFS

UNDER SLABS

BRIDGE ABUTMENTS

J•DRAIN 300[®]/302/1000

J-DRAIN[®] 300, 302, & 1000 consists of an HDPE geonet drainage core with a filter fabric bonded to one or both sides. The geonet drainage core is virtually crush proof, yet flexible enough to conform to irregular surfaces. Due to the crush proof nature, geonet drainage composites can be used in the most extreme cases with heavy loads and/or heavy vehicular traffic.

J•DRAIN 300[®]

Consists of a heavy duty high density polyethylene geonet drainage core with its ridges heat fused to a layer of non-woven filter fabric. The filter fabric retains soil or sand particles as well as freshly placed concrete or grout, allowing filtered water to pass through to the drainage core. **J-DRAIN 300** provides drainage from one side only.

J•DRAIN 302[®]

Identical to **J-DRAIN 300** in physical properties with the addition of a layer of filter fabric to the back side providing drainage and filtration from both sides.

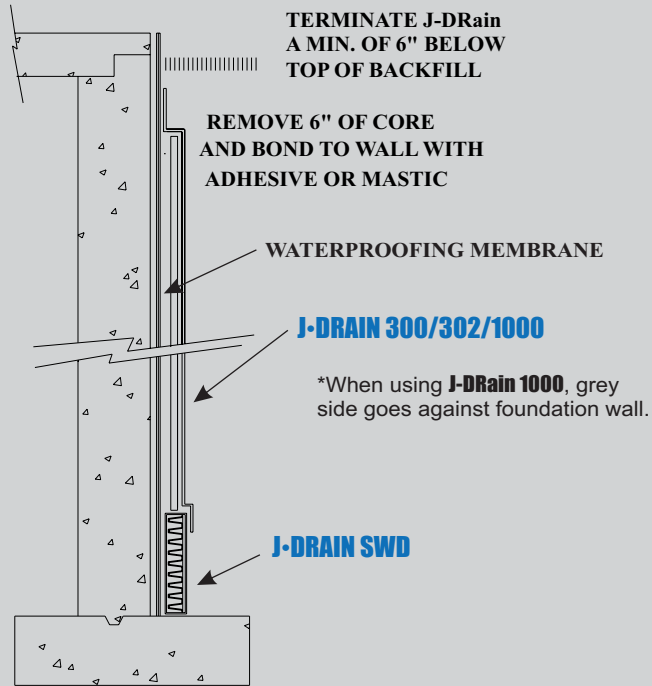
J•DRAIN 1000[®]

Identical to **J-DRAIN 300** in physical properties with the addition of a layer of heavy duty grey fabric bonded to the back side providing protection and cushion for waterproofing systems requiring a protection layer.



J·DRAIN[®]

Prefabricated Drainage Composites

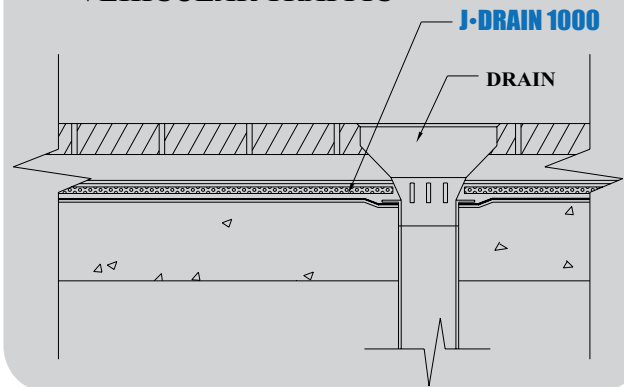


APPLICATIONS:

FOUNDATION WALL / RETAINING WALL

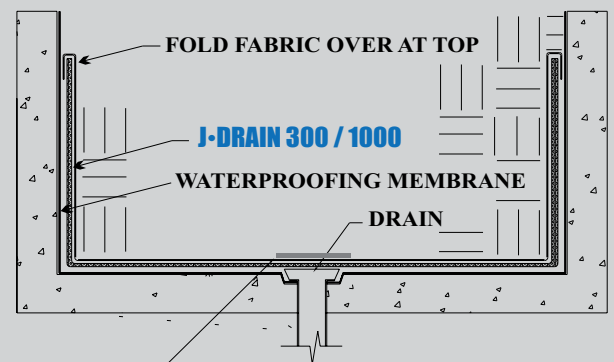
APPLICATION:

**PLAZA DECKS & SPLIT SLABS WITH
VEHICULAR TRAFFIC**



APPLICATIONS:

PLANTERS & ROOF GARDENS



**NOTE: When using J-Drain 1000, cut and remove bottom
layer of (grey) fabric so water can pass into drain.**

Physical Properties

Core

Compressive Strength (ASTM D-1621)	40,000 psf (1,915 kNm ²)
Thickness (ASTM D-1777)	.25 in. (6.35 mm)
Flow (Hydraulic gradient =1) (ASTM D-4716)	8.5 g/min/ft (106 L/min/m)

	300	302	1000
Roll Width	4 ft (1.22 m)	4 ft (1.22 m)	4 ft (1.22 m)
Roll Length	75 ft (22.86 m)	75 ft (22.86 m)	50 ft (15.24 m)
Roll Weight	70 lbs.	80 lbs.	55 lbs.

Fabric

	300 / 302 (2 sides) / 1000 (front)	1000 (grey back)
Flow (ASTM D-4491)	140 gal/min/ft ² (5704 L/min/m ²)	110 gal/min/ft ² (4481 L/min/m ²)
CBR Puncture (ASTM D-6241)	250 lbs. (1.113 kN)	450 lbs. (2.0 kN)
AOS (EOS)	70 U.S. Sieve (.212 mm)	80 U.S. Sieve (.18 mm)
Grab Tensile (ASTM D-4632)	100 lbs. (.445 kN)	160 lbs. (.712 kN)

The information contained herein is believed by JDR Enterprises, Inc. to be accurate and is offered solely for the customer's consideration, investigation and verification. Determination of suitability for use is the responsibility of the user. JDR's Limitations, Limited Warranty, & Disclaimer along with Standard Terms & Conditions apply. See www.j-drain.com for more info. Limitations: J-Drain is resistant to chemicals in normal soil environments. However, some reagents may affect the performance of J-Drain. A JDR representative should be contacted for further information to determine the suitability of use of J-Drain in unusual soil environments. J-Drain should be limited to its exposure to ultra-violet sunlight. J-Drain should be backfilled or covered within seven days of installation. Disclaimer: All information, drawings and specifications are based on the latest published information at the time of printing. JDR reserves the right to make changes due to manufacturing improvements and engineering at any time. All physical properties are minimum average roll values (MARV). Standard variations of 10% in mechanical properties and 15% in hydraulic properties are normal.